



# **Marine air-conditioning systems**

User & Installation  
Manual

**VDT**  
**Power supply digital thermostats**

## Introduction

In this manual the installation, use and maintenance is described for the air conditioning systems as mentioned on the title page.

Please read this manual carefully and take note of the usage, installation and maintenance points given. This way malfunctions will be avoided and you will retain your warranty.

No special tools are required and neither is there a need for specific cooling technique knowledge. The technical installation for climate control can be found in the system cabinet.

When repairs or maintenance in this area are needed (system cabinet) this should always be done by certificated companies.

This airco should only be used for nautical purposes. Whenever changes have been made to the airco this will make the warrantee void, in these cases Mavé will not be responsible for possible damages. All risks are then exclusively for the user.

We have tried to make this manual complete with the use of schematics and figures while being as brief as possible. Nonetheless we are available for any queries you might have.

## Safety measures

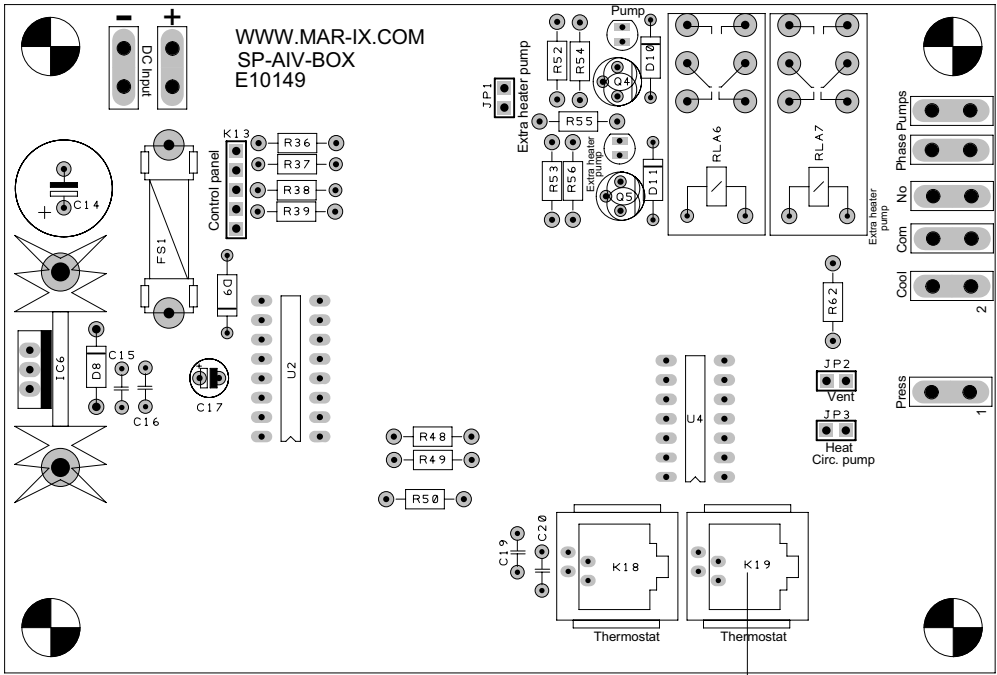
All relevant regulations and laws should be taken into account at all times when working with this product.

- Always use suitable tools for the job.
- Disconnect the power supply when working on the electrical system of this product.
- Never touch hot surfaces in or around the system cabinet.
- Never put combustible materials close to the installation.
- Disconnect the installation when welding close to the installation.
- Never touch moving parts when the installation is in use.



# Connections

## Chiller controller

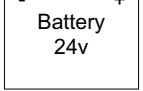
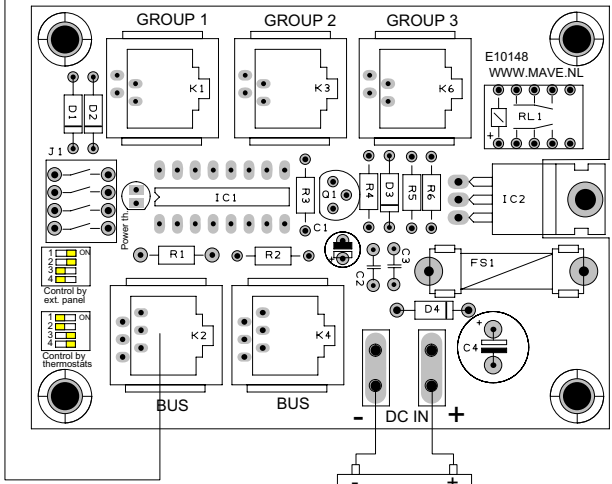
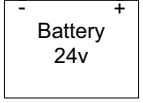
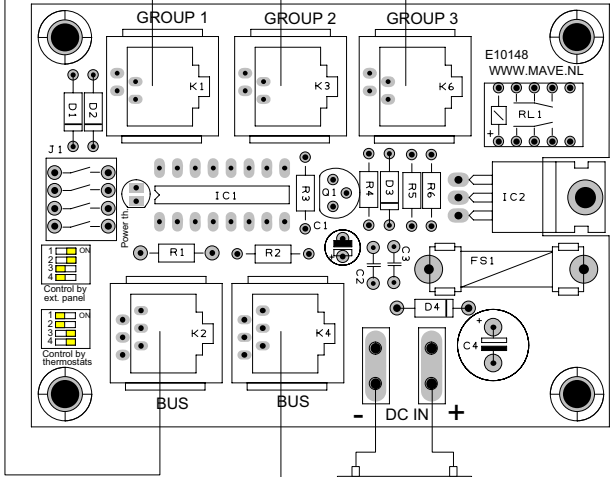


Maximum 3 thermostats

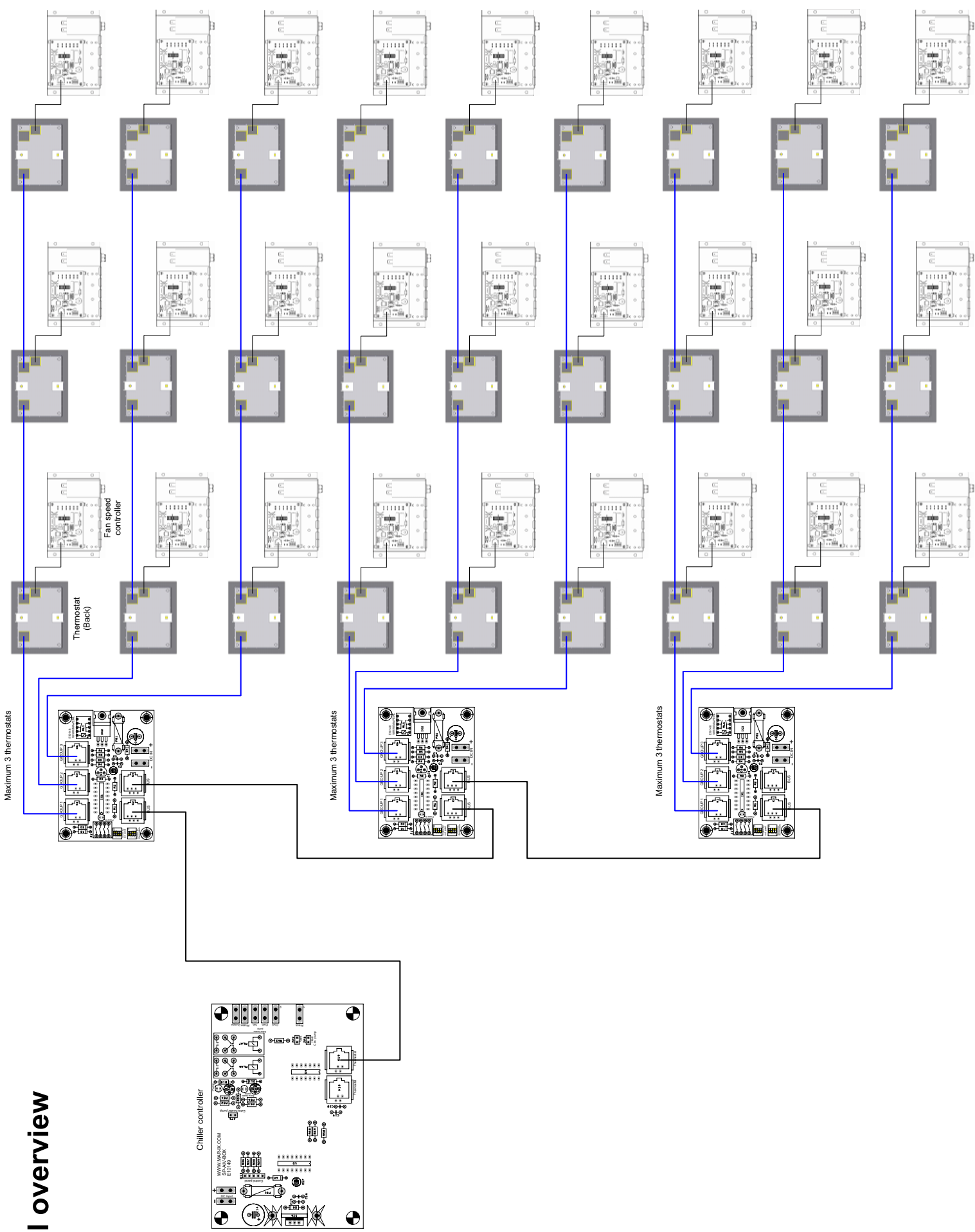
Maximum 3 thermostats

Maximum 3 thermostats

The overall connections are showed in this overview.  
 All connectors has to be pressed 1 to 1 on the cable. This means that the cable with the same color is always on the same side is pressed.  
 Every outlet (GROUP) can handle a maximum of 3 thermostats. It will be advised if the length between the thermostats are longer then 10meter to connect not more then 2 thermostats pro outlet.



# Total overview





Lisdoddeweg 21 - 8251 SM Dronten - The Netherlands  
Tel.: +31(0)321-337467 - Fax: +31(0)321-337542  
Web: [www.mave.nl](http://www.mave.nl) - Email: [info@mave.nl](mailto:info@mave.nl)